


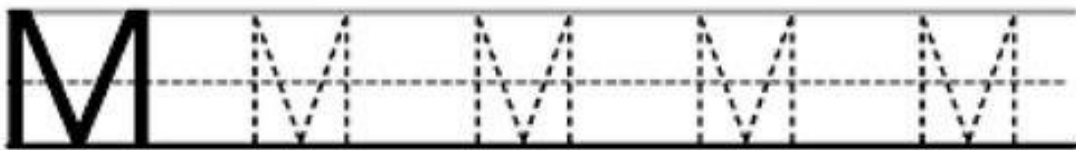
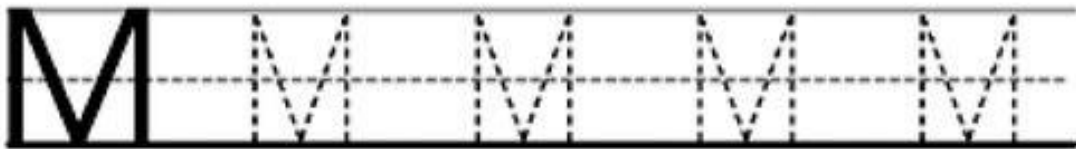



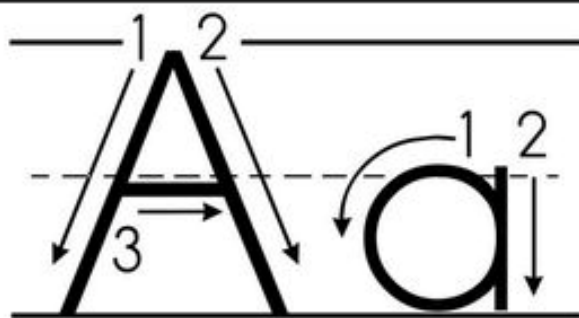
Grafomotorika

The image is a handwriting practice sheet for the letter 'B'. It is enclosed in a black rectangular border. At the top left, there are two diagrams showing the stroke order for writing the letter. The first diagram shows an uppercase 'B' with three numbered arrows: '1' for a vertical line down, '2' for the top curve, and '3' for the bottom curve. The second diagram shows a lowercase 'b' with two numbered arrows: '1' for a vertical line down and '2' for the circular part. To the right of these diagrams is a simple line drawing of an open book. Below the diagrams and drawing, the word 'Book' is written in a dotted font on a set of three horizontal lines (top, middle-dashed, bottom). The bottom half of the page contains four rows of handwriting practice. The first two rows are for the uppercase letter 'B', each starting with a solid 'B' showing stroke order and followed by four dashed 'B's for tracing. The last two rows are for the lowercase letter 'b', each starting with a solid 'b' showing stroke order and followed by four dashed 'b's for tracing. All letters are positioned on a set of three horizontal lines.



měsíc





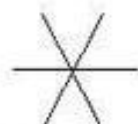



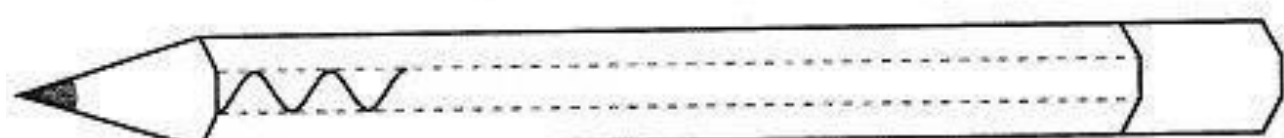

Rákosníček kouzlí
hvězdičky. Pojď kouzlit
společně s ním.

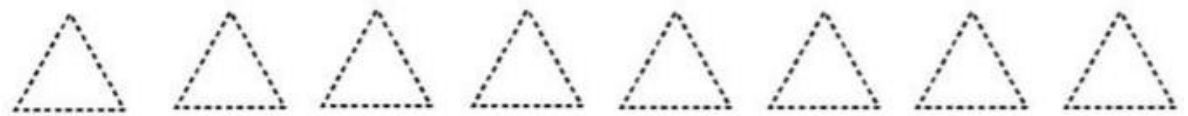

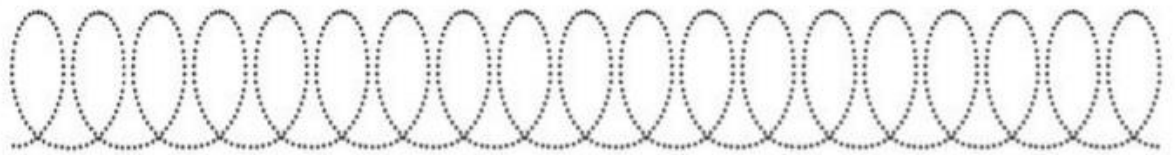

X

X

X







www.funfonix.com

