


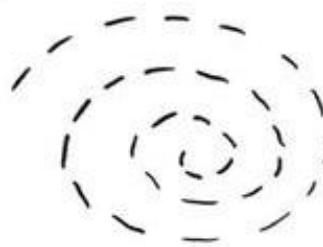

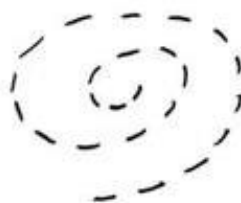


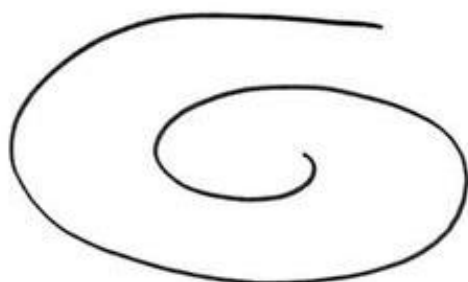


Grafomotorika

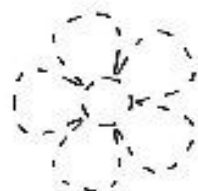
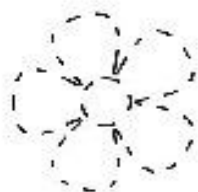



při vypracovávání následujících pracovních listů je třeba používat ostře ořezanou obyčejnou tužku a dbát na její správné držení

Křemílek a Vochomůrka vařili
šípkový čaj.

Pomoz jim ho pořádně zamíchat.
Obtáhni čáry, jako když mícháš
vařečkou v hrnci.



Víla Amálka ztratila
květinky z věnečku.
Namaluj jí nové.



This worksheet is designed for tracing the letter 'l'. It consists of a grid of horizontal lines. On the left side, there are three rows of two triangles, two rows of two ovals, and three rows of cursive 'l's. On the right side, there is an illustration of an open book with a prince and princess on the left page and a castle on the right page.

PERNÍKOVÁ CHALOUPKA



Vyzdobíš perníkové chaloupce střechu?

